







How to Upload Logbook and Check for Resubmission

1 How to Upload Your Logbook for the Swim Teacher Course

2 When in your course, click "View" next to "Swimming and Water Safety Teacher - Practical Assessment & Logbook"

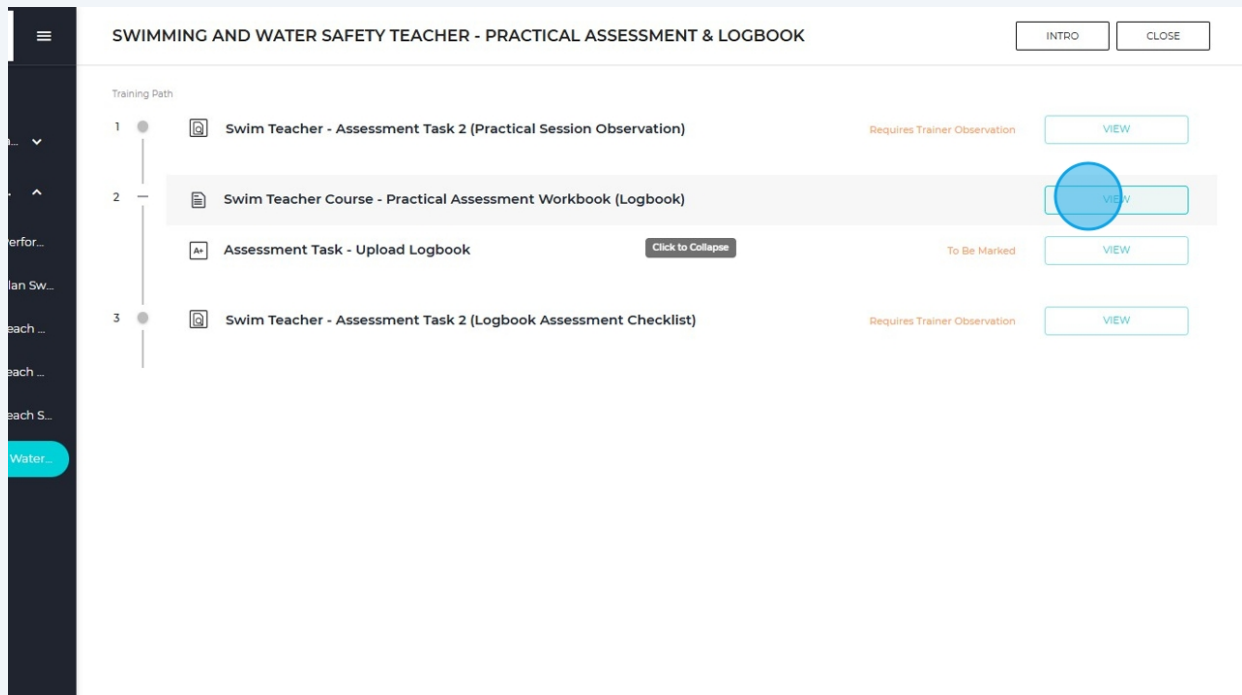
swimming lessons tailored to diverse age groups and skill levels; - Understanding water safety principles and how to effectively impart them to learners; - Recognizing different learning styles and adapting teaching methods accordingly; - Ensuring a safe aquatic environment for learners of all ages; - Demonstrating and teaching various swimming strokes and techniques; - Handling emergencies and providing first aid in aquatic settings; - Promoting water confidence and safety awareness among students. The Swimming and Water Safety Teacher will be adept at delivering swimming and safety lessons with confidence and clarity, ensuring they are prepared to handle various aquatic situations. They will acquire skills that are not only safe and practical but also tailored to effectively teach students of all ages. Skills that will be gained throughout the course are listed below, but are not limited to: - Demonstrating and teaching various swimming techniques suitable for different skill levels; - Implementing water safety and rescue skills in a teaching environment; - Engaging with students to enhance water confidence and safety awareness; - Providing instructions for safe entry and exit techniques in different aquatic settings; - Conducting and managing swimming lessons for individuals and groups, considering diverse needs and abilities; - Emergency response skills tailored for swimming and water safety instruction, including basic first aid and water-based rescue techniques; - Implementing strategies to deal with challenging or unforeseen situations in the water.

Required Training

 SISCAQU020 - PERFORM WATER RESCUES (STC VERSION)	In Progress	VIEW
 SISCAQU023 - PLAN SWIMMING LESSONS	In Progress	VIEW
 SISCAQU024 - TEACH WATER FAMILIARISATION, BUOYANCY AND MOBILITY SKILLS	In Progress	VIEW
 SISCAQU025 - TEACH WATER SAFETY AND SURVIVAL SKILLS	In Progress	VIEW
 SISCAQU026 - TEACH SWIMMING STROKES	In Progress	VIEW
 SWIMMING AND WATER SAFETY TEACHER - PRACTICAL ASSESSMENT & LOGBOOK	In Progress	VIEW

3

Click "View" next to "Swim Teacher Course - Practical Assessment Workbook (Logbook)" to access the logbook.



SWIMMING AND WATER SAFETY TEACHER - PRACTICAL ASSESSMENT & LOGBOOK

INTRO CLOSE

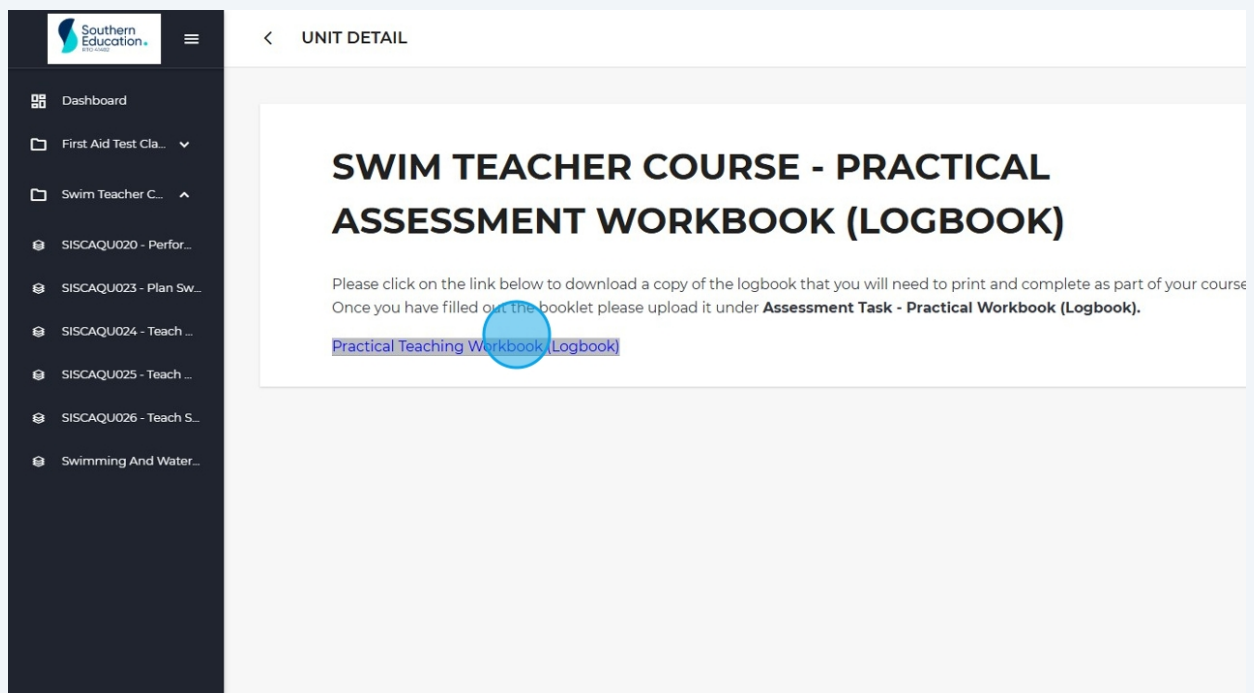
Training Path

- 1 Swim Teacher - Assessment Task 2 (Practical Session Observation) Requires Trainer Observation VIEW
- 2 **Swim Teacher Course - Practical Assessment Workbook (Logbook)** VIEW
- 3 Swim Teacher - Assessment Task 2 (Logbook Assessment Checklist) Requires Trainer Observation VIEW

Assessment Task - Upload Logbook Click to Collapse To Be Marked VIEW

4

Click "Practical Teaching Workbook (Logbook)"



Southern Education

UNIT DETAIL

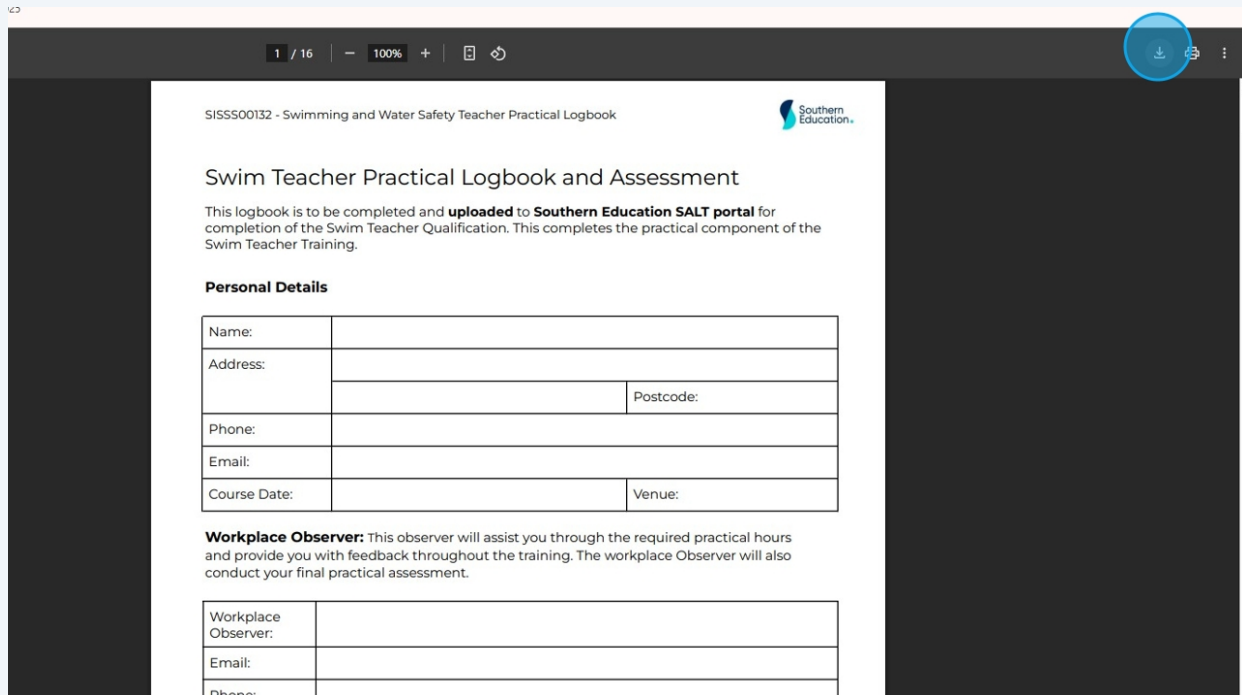
SWIM TEACHER COURSE - PRACTICAL ASSESSMENT WORKBOOK (LOGBOOK)

Please click on the link below to download a copy of the logbook that you will need to print and complete as part of your course. Once you have filled out the booklet please upload it under **Assessment Task - Practical Workbook (Logbook)**.

[Practical Teaching Workbook \(Logbook\)](#)

5

Download Logbook to your device, fill this out as you complete training hours.



SISS500132 - Swimming and Water Safety Teacher Practical Logbook

Swim Teacher Practical Logbook and Assessment

This logbook is to be completed and **uploaded** to **Southern Education SALT portal** for completion of the Swim Teacher Qualification. This completes the practical component of the Swim Teacher Training.

Personal Details

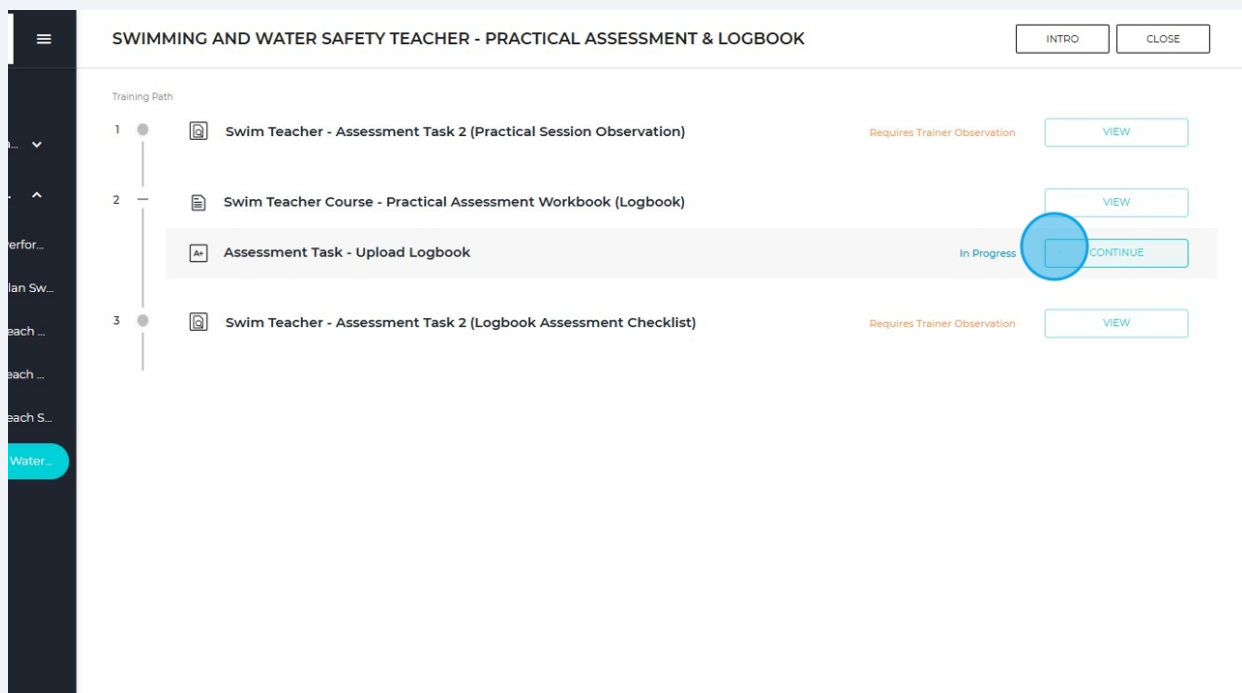
Name:		
Address:		
		Postcode:
Phone:		
Email:		
Course Date:		Venue:

Workplace Observer: This observer will assist you through the required practical hours and provide you with feedback throughout the training. The workplace Observer will also conduct your final practical assessment.

Workplace Observer:	
Email:	
Phone:	

6

Click "Continue" next to "Assessment Task - Upload Logbook" to upload logbook.



SWIMMING AND WATER SAFETY TEACHER - PRACTICAL ASSESSMENT & LOGBOOK

INTRO CLOSE

Training Path

- 1 Swim Teacher - Assessment Task 2 (Practical Session Observation) Requires Trainer Observation VIEW
- 2 Swim Teacher Course - Practical Assessment Workbook (Logbook)
- 3 **Assessment Task - Upload Logbook** In Progress **CONTINUE**
- 4 Swim Teacher - Assessment Task 2 (Logbook Assessment Checklist) Requires Trainer Observation VIEW

7 Click "Browse" to find file to upload.

Southern Education

ASSESSMENT TASK - UPLOAD LOGBOOK

1. Please upload your **completed** Swim Teacher Logbook below:

Your Answer

BROWSE Drag and drop file here or browse

test_logbook.pdf

8 Click "Save"

Your Answer

BROWSE Drag and drop file here or browse

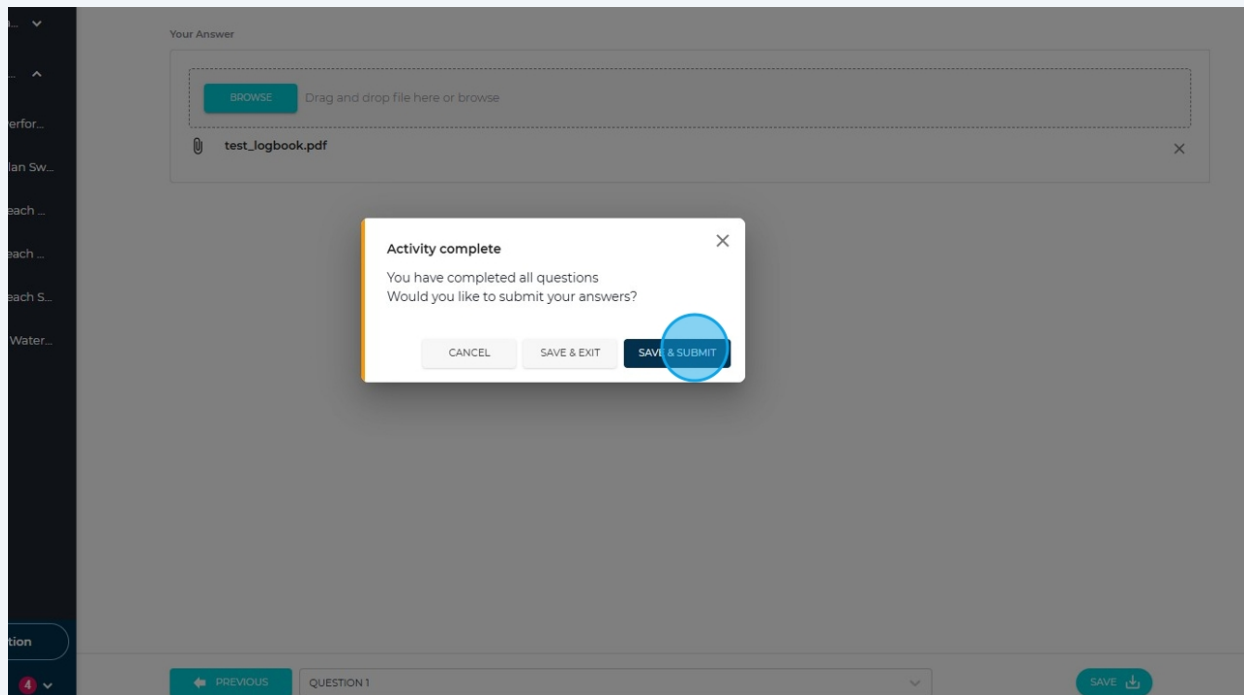
test_logbook.pdf

SAVE

PREVIOUS QUESTION 1

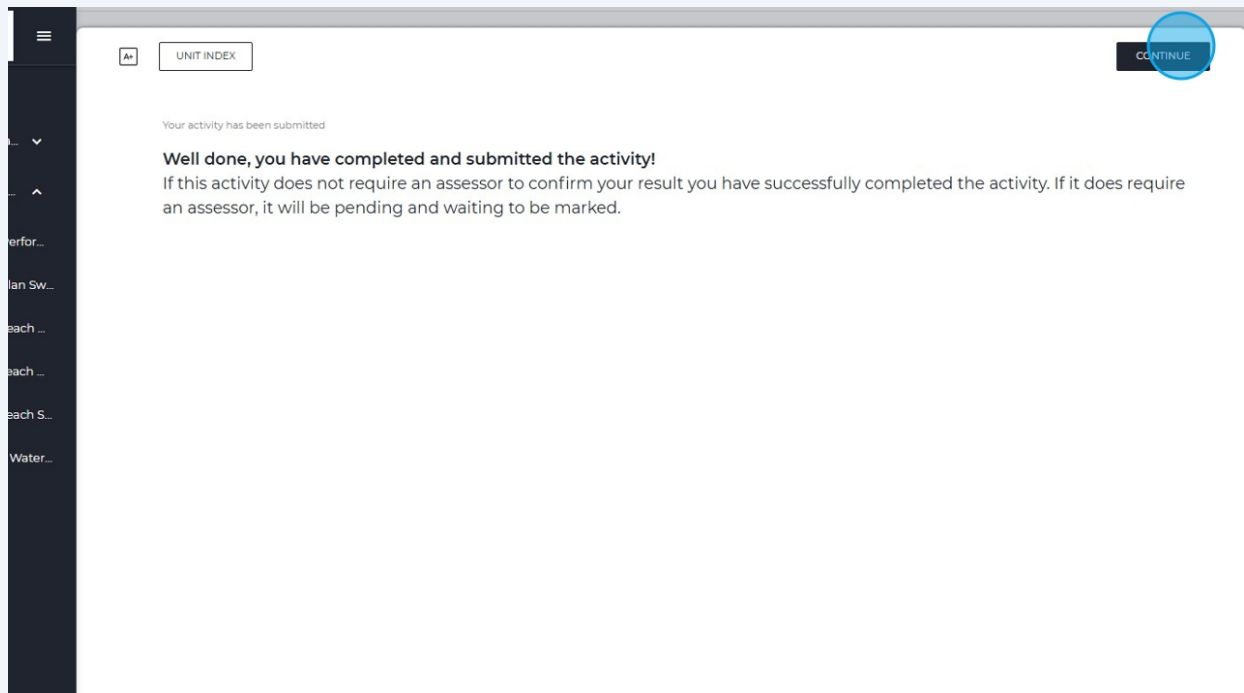
9

Click "Save & Submit"

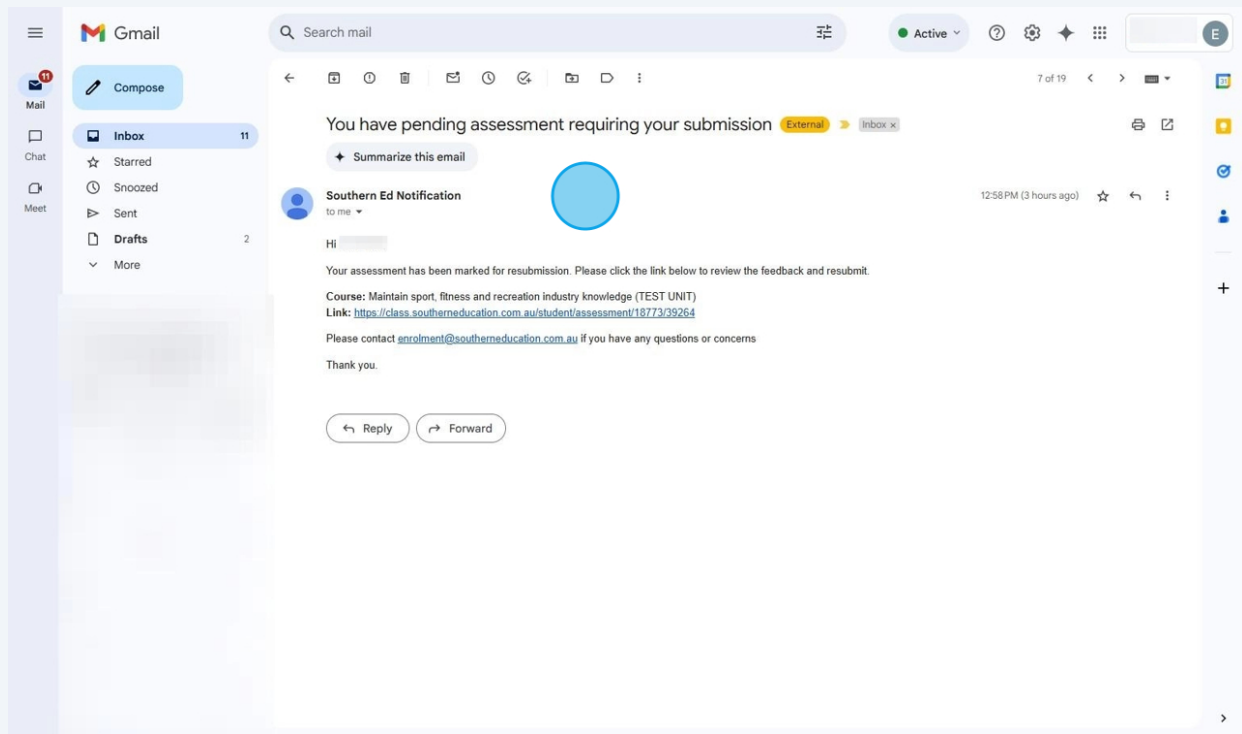


10

Click "Continue"



11 You will receive an email if you have been marked for resubmission.



12 If marked for resubmission, please refer to the trainer feedback and fix your logbook before resubmitting.

